


RISING TIDE CAPITAL PERFORMANCE DASHBOARD 2017 (Year End)

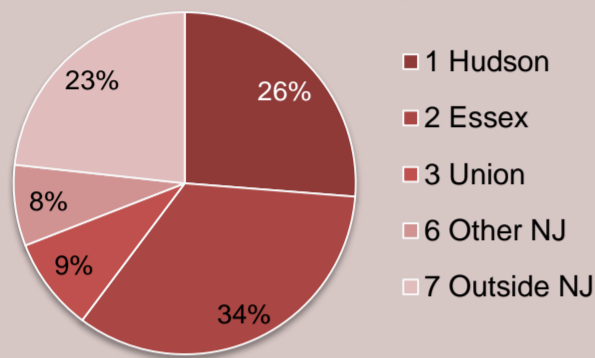
OUTREACH

INQUIRIES ABOUT OUR PROGRAMS

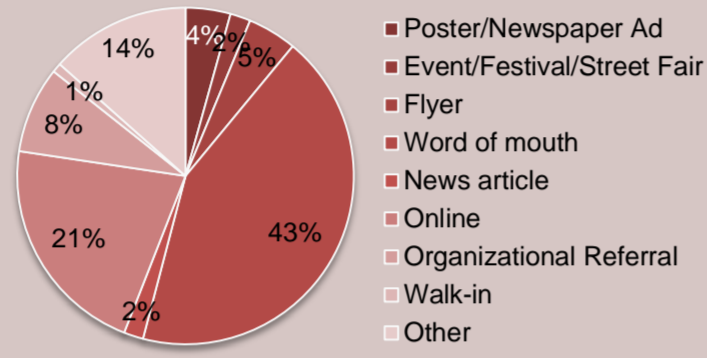
No. people Inquiring about our Program in yr * **1,563** ↓ -26%



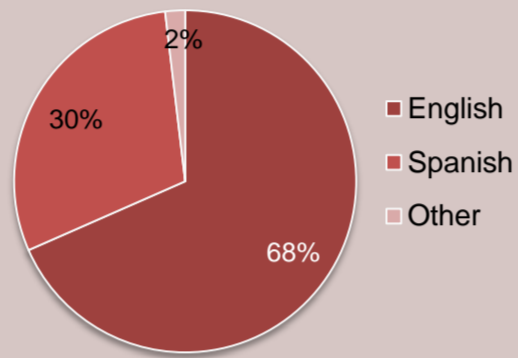
Where are they Inquiring from?



How did they hear about us?



What is their first language?



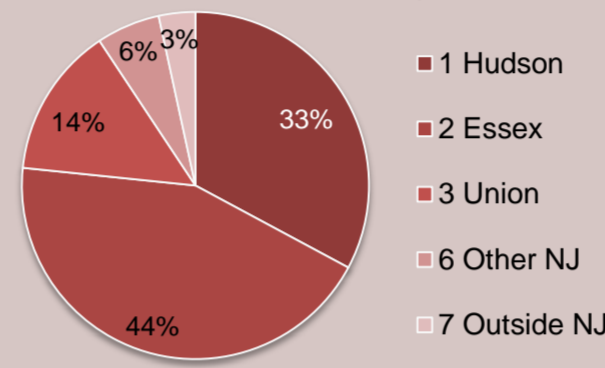
INFORMATION SESSIONS HELD ABOUT OUR PROGRAMS

No. attending Information Sessions in yr * **809** → -7%

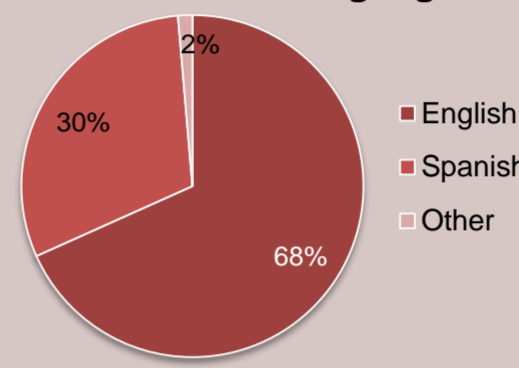
No. Information Sessions held in yr **72** → -6%



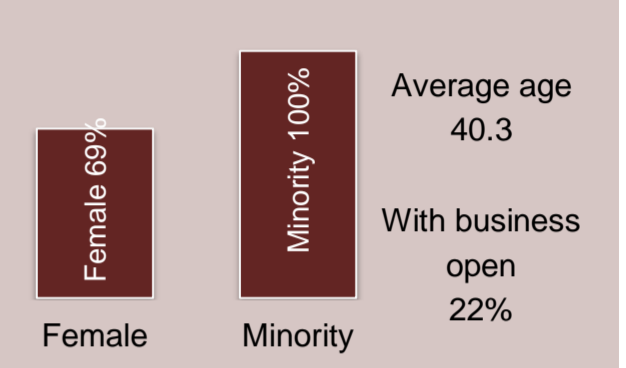
Where are they attending from?



What is their first language?



Who is attending Info Sessions?



PROGRAM ACTIVITY

Number of entrepreneurs served in year *




COMMUNITY BUSINESS ACADEMY (CBA)

Total no. of CBA graduates to date (all time) * **2,174**

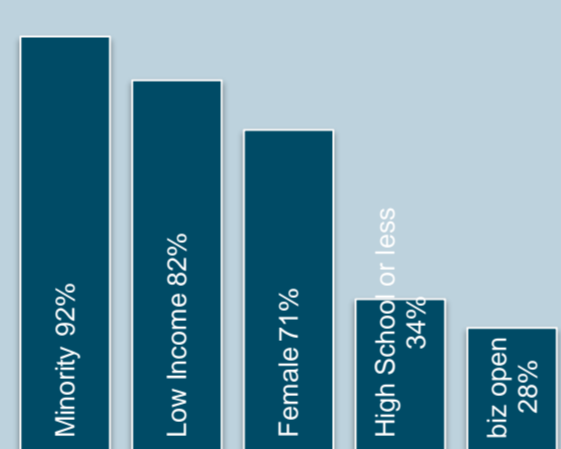
No. CBA Classes held in yr **27** ↑ +23%

No. entrepreneurs enrolled in CBA in yr * **541** ↑ +13%

No. entrepreneurs graduating CBA in yr * **404** ↑ +5%



Who we serve (all time)



Graduation rate (all time) **81%** Average Age at intake **40.5**

BUSINESS ACCELERATION SERVICES (BAS)

Total no. entrepreneurs using BAS in yr * **623** → -2%

Seminars & Masterclasses

No. seminars held in yr **41** → -2%

No. attending seminars in yr * **328** → -5%

Coaching & Consulting

Hours of coaching provided in yr **2317.2** ↑ +19%

No. getting coaching in yr * **431** → -2%



Action Planning

No. action plan steps completed in yr **1753** ↑ +3%

No. people completing Action Steps in yr* **373** ↓ -37%

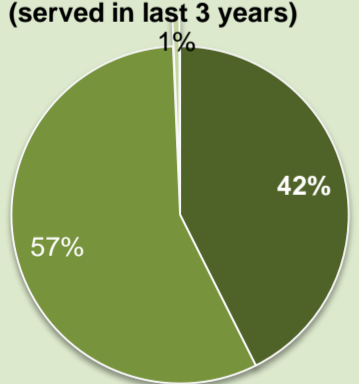
OUTCOMES & IMPACT

BUSINESS DEVELOPMENT

Graduates Business Status (served in last 3 years)

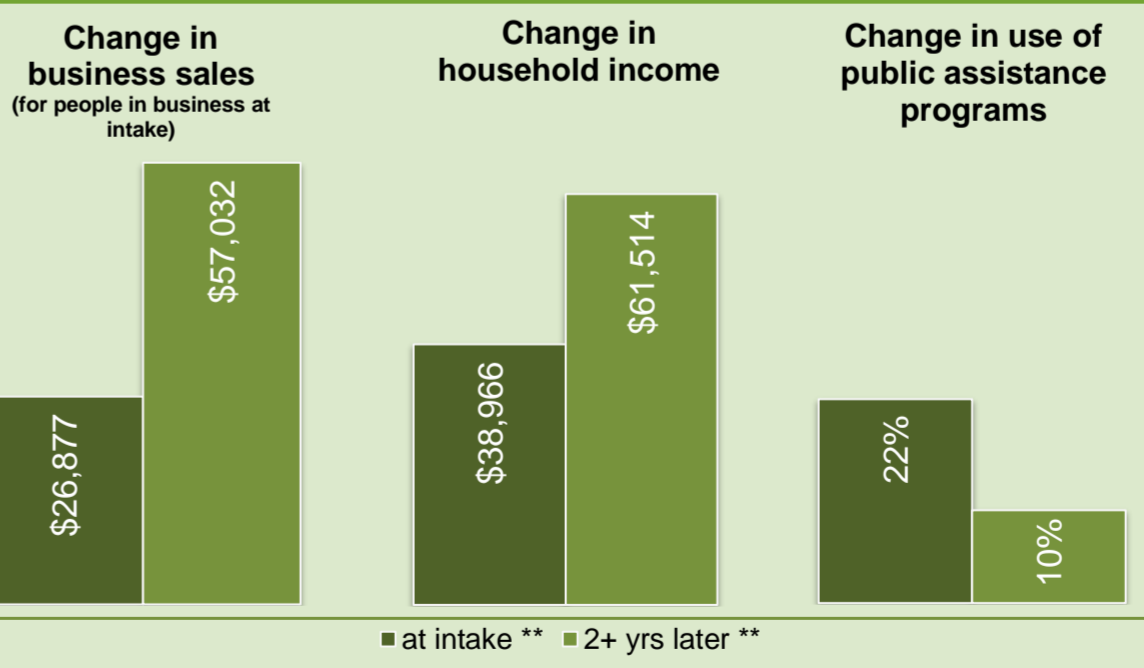
No. client businesses currently operating (served in last 3 yrs) * **0**

Total Biz Starts/Strengthens/Expansions in yr * **573** ↑ +29%

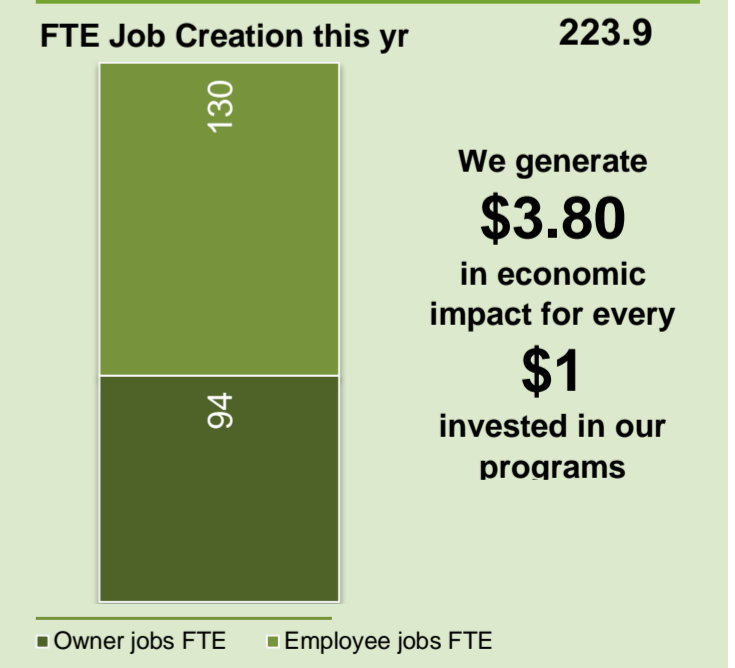


Secured loans assisted in yr * **No. 37** Totalling **\$738,605** ↑ +68%

IMPACT ON THE INDIVIDUAL



IMPACT ON THE COMMUNITY



KEY: * Unduplicated count within specified period ** Based on sample of graduates (respondents to annual surveys)